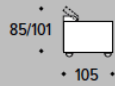







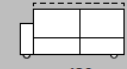




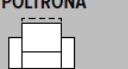

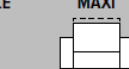
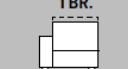
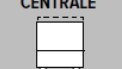



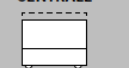
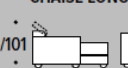
Caratteristiche modello

Struttura in legno abbinato a particelle di legno grezzo biodegradabile e pannelli di fibra di legno duro. **Imbottitura** Poliuretano espanso: cuscini schienali con densità 25 SC Kg/mc, cuscini di seduta con densità 30S comfort Kg/mc, tutti ricoperti da una termofalda di dacron autoestinguente.

Rivestimento Pelle e tessuto non sfoderabile. **Piedi** piedi in legno finitura noce canaletto h 13,5 cm. **Note** Il meccanismo a cricchetto, montato sugli schienali, dispone di una regolazione che permette di posizionare manualmente il poggiatesta nell'inclinazione desiderata, inserto bracciolo in legno vari colori.

Specifiche tecniche

	Altezza Bracciolo	cm 55	POGGIATESTA REGOLABILE 
	Altezza Piede	cm 13,5	
	Altezza Seduta	cm 44	
	Larghezza Bracciolo	cm 42	
	Profondità Seduta	cm 58	

 3 POSTI • 242 •	 3 POSTI 1 BR. • 200 •	 3 POSTI CENTRALE • 158 •	 2 POSTI MAXI • 222 •	 2 POSTI MAXI 1 BR. • 180 •	 2 POSTI MAXI CENTRALE • 138 •			
 2 POSTI • 202 •	 2 POSTI 1 BR. • 160 •	 2 POSTI CENTRALE • 118 •	 POLTRONA • 144 •	 POLTRONA 1 BR. • 102 •	 POLTRONA CENTRALE • 60 •	 POLTRONA MAXI • 154 •	 POLTRONA MAXI 1 BR. • 112 •	 POLTRONA MAXI CENTRALE • 70 •
 POLTRONA GRANDE • 164 •	 POLTRONA GRANDE 1 BR. • 122 •	 POLTRONA GRANDE CENTRALE • 80 •	 CHAISE LONGUE 1 BR. • 175 • • 112 •					

Optional

Colorazioni piede e braccioli in legno



Grigio



Wengè



Nero



Satinato